



Correction to: Machine translation from signed to spoken languages: state of the art and challenges

Mathieu De Coster¹ · Dimitar Shterionov² · Mieke Van Herreweghe³ · Joni Dambre¹

© Springer-Verlag GmbH Germany, part of Springer Nature 2024

Correction to:

Universal Access in the Information Society

<https://doi.org/10.1007/s10209-023-00992-1>

In this article the incorrect Fig. 7 appear as below:

The original article can be found online at <https://doi.org/10.1007/s10209-023-00992-1>.

✉ Mathieu De Coster
mathieu.decoaster@ugent.be

Dimitar Shterionov
d.shterionov@tilburguniversity.edu

Mieke Van Herreweghe
mieke.vanherreweghe@ugent.be

Joni Dambre
joni.dambre@ugent.be

¹ IDLab-AIRO, Ghent University - imec,
Technologiepark-Zwijnaarde 126, Ghent 9052, Belgium

² Tilburg University, Warandelaan 2, Tilburg 5037 AB,
Netherlands

³ Ghent University, Blandijnberg 2, Ghent 9000, Belgium

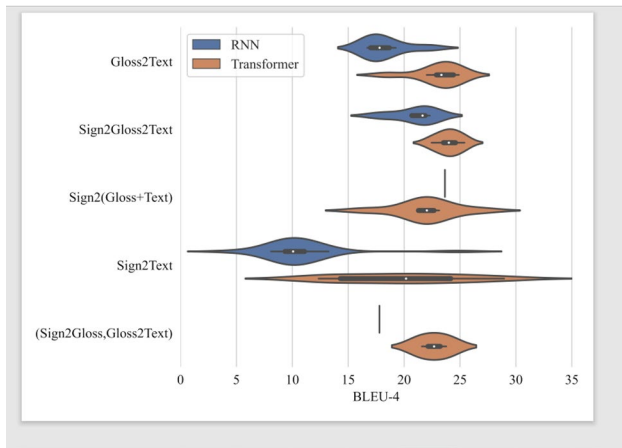
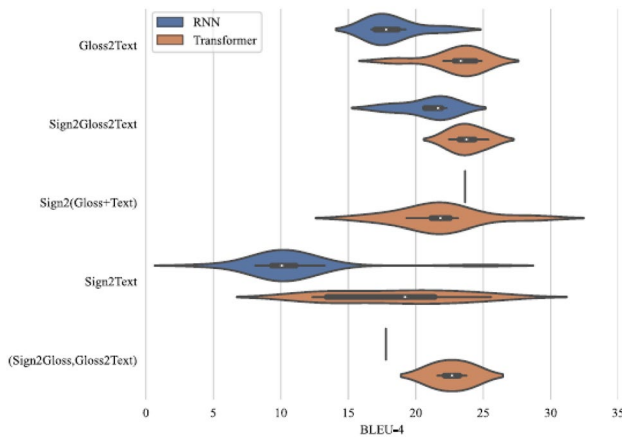


Fig. 7 Transformers tend to outperform RNNs on different SLT tasks in terms of BLEU-4 score on the RWTH-PHOENIX-Weather 2014T dataset



The Fig. 7 should have appeared as shown below.

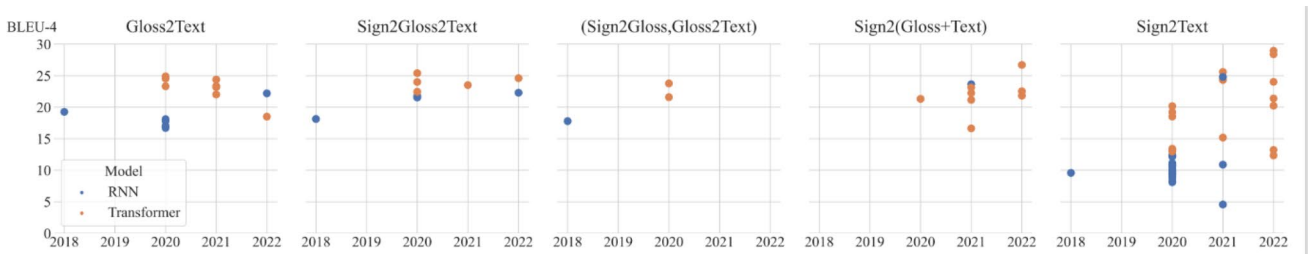
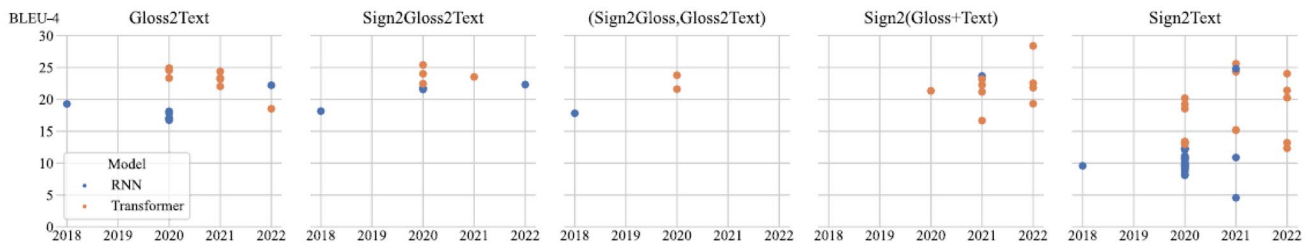


Fig. 8 Evolution of model scores on the RWTH-PHOENIX-Weather 2014T per task

In this article the incorrect Fig. 8 appear as below:



The Fig. 8 should have appeared as shown below.

In this article the incorrect Table 6 appear as below:

Table 6 Performance of different models on RWTH-PHOENIX-Weather 2014T Sign2(Gloss+Text) translation

References	Year	Representation	Architecture	BLEU-4	ROUGE
[37]	2020	Spatial	Transformer	21.32	–
[80]	2021	Spatio-temporal, multi-cue	RNN	23.65	46.65
[38]	2021	Spatial	Transformer	22.25	–
				21.16	–
				16.64	–
[78]	2021	Spatial	Transformer	23.14	49.23
[99]	2022	Spatio-temporal	Transformer	28.39	52.65
[92]	2022	Spatial	Transformer	21.82	47.25
[89]	2022	Spatio-temporal	Transformer	22.52	–
[88]	2022	Spatio-temporal	Transformer	19.3	–

The Table 6 should have appeared as shown below.

Table 6 Performance of different models on RWTH-PHOENIX-Weather 2014T Sign2(Gloss+Text) translation

References	Year	Representation	Architecture	BLEU-4	ROUGE
[37]	2020	Spatial	Transformer	21.32	–
[80]	2021	Spatio-temporal, multi-cue	RNN	23.65	46.65
[38]	2021	Spatial	Transformer	22.25	–
				21.16	–
				16.64	–
[78]	2021	Spatial	Transformer	23.14	49.23
[92]	2022	Spatial	Transformer	21.82	47.25
[89]	2022	Spatio-temporal	Transformer	22.52	–
[99]	2022	Spatio-temporal	Transformer	24.6	–
[88]	2022	Spatio-temporal	Transformer	26.71	–

The Table 7 appears incorrectly as below.

Table 7 Performance of different models on RWTH-PHOENIX-Weather 2014T Sign2Text translation

References	Year	Representation	Architecture	BLEU-4	ROUGE
[6]	2018	Spatial	RNN	9.58	31.8
[37]	2020	Spatial	Transformer	20.17	–
[36]	2020	Spatial, multi-cue	Transformer	19.21	45.05
[35]	2020	Spatial	RNN	18.51	43.57
				9.4	29.41
				9.33	29.62
				9.06	29.09
				8.76	29.74
				8.26	28.64
		Spatio-temporal	RNN	8.09	28
				10.92	32.85
				10.23	31.47
				9.91	30.65
				12.17	34.59
				11.15	31.98
Spatial (pose)	RNN	12.21	34.41		
		13.25	36.28		
		9.76	31.34		
		12.4	31.2		
		10.66	32.25		
		9.71	31.52		
[64]	2020	Spatial	RNN	10.73	32.99
				12.97	34.77
[66]	2020	Spatio-temporal	Transformer	13.41	34.95
				15.18	38.85
[72]	2021	Spatial	Transformer	15.18	38.85
[76]	2021	Spatio-temporal	RNN	4.56	–
[77]	2021	Spatio-temporal	Transformer	24.32	49.54
[81]	2021	Spatial	Transformer	25.59	–
[75]	2021	Spatial, multi-cue	RNN	10.89	34.88
[79]	2021	Spatial, spatio-temporal (pose)	RNN	24.8	54.8
[96]	2022	Spatial	Transformer	20.24	–
[96]	2022	Spatio-temporal	Transformer	13.22	–
[95]	2022	Spatial	Transformer	12.34	–
[92]	2022	Spatial	Transformer	21.39	46.67
[87]	2022	Spatial	Transformer	24.02	49.97
[86]	2022	Spatio-temporal	Transformer	–	35.58

The correct Table 7 should be shown as below.

Table 7 Performance of different models on RWTH-PHOENIX-Weather 2014T Sign2Text translation

References	Year	Representation	Architecture	BLEU-4	ROUGE
[6]	2018	Spatial	RNN	9.58	31.8
[37]	2020	Spatial	Transformer	20.17	–
[36]	2020	Spatial, multi-cue	Transformer	19.21	45.05
[35]	2020	Spatial	RNN	18.51	43.57
				9.4	29.41
				9.33	29.62
				9.06	29.09
				8.76	29.74
				8.26	28.64
				8.09	28
				10.92	32.85
				10.23	31.47
				9.91	30.65
[64]	2020	Spatial	RNN	12.17	34.59
				11.15	31.98
				12.21	34.41
				13.25	36.28
				9.76	31.34
				12.4	31.2
				10.66	32.25
				9.71	31.52
				10.73	32.99
				12.97	34.77
[66]	2020	Spatio-temporal	Transformer	13.41	34.95
[72]	2021	Spatial	Transformer	15.18	38.85
[76]	2021	Spatio-temporal	RNN	4.56	–
[77]	2021	Spatio-temporal	Transformer	24.32	49.54
[81]	2021	Spatial	Transformer	25.59	–
[75]	2021	Spatial, multi-cue	RNN	10.89	34.88
[79]	2021	Spatial, spatio-temporal (pose)	RNN	24.8	54.8
[96]	2022	Spatial	Transformer	20.24	–
[96]	2022	Spatio-temporal	Transformer	13.22	–
[95]	2022	Spatial	Transformer	12.34	–
[92]	2022	Spatial	Transformer	21.39	46.67
[87]	2022	Spatial	Transformer	24.02	49.97
[86]	2022	Spatio-temporal	Transformer	–	35.58
[99]	2022	Spatio-temporal	Transformer	28.39	–
[88]	2022	Spatio-temporal	Transformer	28.59	–

This erratum contains changes to the findings from two of the cited papers. For citations [88] and [99]:

[88] Chen, Y., Zuo, R., Wei, F., Wu, Y., Liu, S., & Mak, B.: Two-stream network for sign language recognition and translation. *Advances in Neural Information Processing Systems*, 35, 17043–17056 (2022)

[99] Chen, Y., Wei, F., Sun, X., Wu, Z., Lin, S.: A simple multi-modality transfer learning baseline for sign language translation. In: *Proceedings of the IEEE/CVF Conference on Computer Vision and Pattern Recognition*, pp. 5120–5130 (2022)

The original article has been corrected.

Open Access This article is licensed under a Creative Commons Attribution 4.0 International License, which permits use, sharing, adaptation, distribution and reproduction in any medium or format, as long as you give appropriate credit to the original author(s) and the source, provide a link to the Creative Commons licence, and indicate if changes were made. The images or other third party material in this article are included in the article's Creative Commons licence, unless indicated otherwise in a credit line to the material. If material is not included in the article's Creative Commons licence and your intended use is not permitted by statutory regulation or exceeds the permitted use, you will need to obtain permission directly from the copyright holder. To view a copy of this licence, visit <http://creativecommons.org/licenses/by/4.0/>.

Publisher's Note Springer Nature remains neutral with regard to jurisdictional claims in published maps and institutional affiliations.